
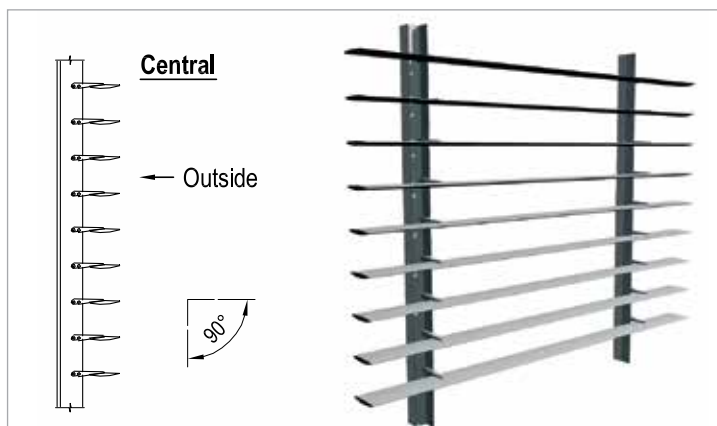




HOW THE VERTICAL SYSTEM WORKS

Bracket fixing

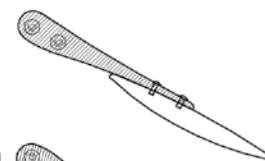
- Blades can be set to any pitch or centre
- Three typical options shown below;



- All Louvretec Airfoil and Maxi Louvres can be bracket fixed with the blades:
 - set at any angle or pitch (blade pitch)
 - set at any centre (blade centre)
- There are four combinations of louvre blade to extruded bracket arm (tear drop) to consider:



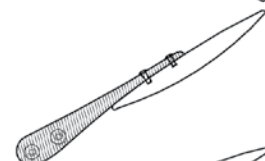
1. Blade pitch down
tear drop over



2. Blade pitch down
tear drop under



3. Blade pitch up
tear drop over



4. Blade pitch up
tear drop under

