

STEP 1 DECKING

Most Louvretec Dealers don't do decks (so make sure you check this first with your local Louvretec Dealer) - this is the only part of the five steps not undertaken by Louvretec. You may have an existing deck, or the deck may be part of your new home build.

Decks are typically timber or composite such as eco-deck or concrete with tiled finish. Deck construction is critical as it forms the foundation to support your Louvretec Room structure. For decks under construction, discuss layout and fixing options with Louvretec.

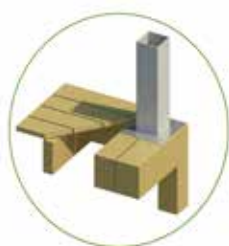
TIMBER DECKING



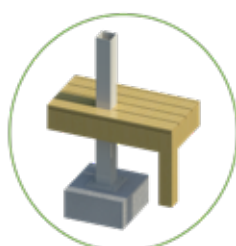
Make sure your deck complies with council requirements.

On existing decks additional structural support may be required. Posts can sit outside of deck or within deck structure with decking cut around post.

If the structural posts are fitting directly to the deck ensure there is adequate solid timber fixing at post connection points. Alternatively extend the posts to ground level and fix to a suitably engineered concrete pad.

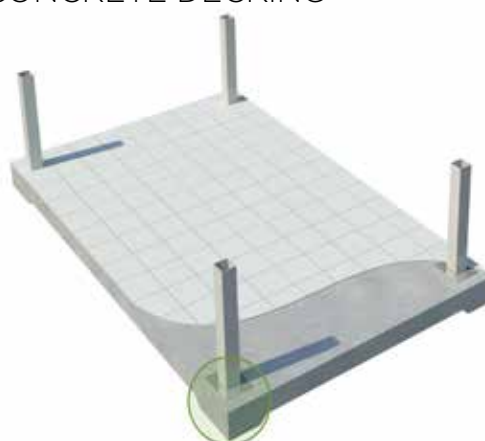


POSTS SITTING DIRECTLY ON TO DECK



POSTS PROJECTED THROUGH DECK ON TO CONCRETE PAD

CONCRETE DECKING



A typical 100mm concreted reinforced patio requires a concrete foundation under the post fixing points. Tiles or decorative surfaces can be laid to cover the base plate.



FIXING TO CONCRETE