



STEP 4 1 OF 3 SLIDETEC FRAMELESS GLASS SLIDING PANELS

Slidetec Frameless Glass Sliding Doors, Windows & Fixed Panels

Slidetec has been designed, developed and manufactured by Louvretec specifically to meet the harsh demands of the Australian and NZ climate.

Frameless Glass sliding Doors and Windows are an ideal infill option for a Louvretec Outdoor Room, providing wonderful protection without compromising your view.

REFER SECTION 5 FOR FULL DETAILS



CHOOSE FROM A WIDE RANGE OF PANEL CONFIGURATIONS

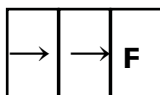
2 PANEL: USE 3 TRACK



LH SLIDING

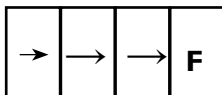
RH SLIDING

3 PANEL: USE 3 TRACK



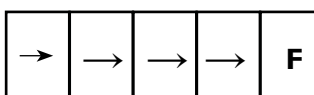
LH SLIDING

4 PANEL: USE 4 TRACK



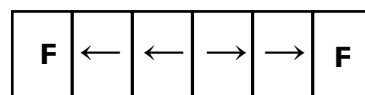
LH SLIDING

5 PANEL: USE 5 TRACK



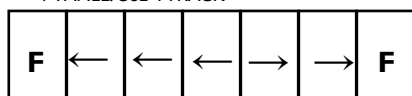
LH SLIDING

6 PANEL: USE 3 TRACK



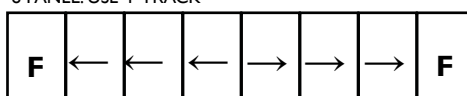
CENTRE PANELS LH & RH SLIDING

7 PANEL: USE 4 TRACK



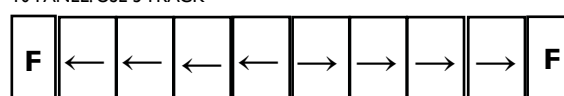
CENTRE SLIDING 3 LH, 2 RH AS SHOWN OR REVERSE (2 LH, 3 RH)

8 PANEL: USE 4 TRACK



CENTRE PANELS LH & RH SLIDING

10 PANEL: USE 5 TRACK



CENTRE PANELS LH & RH SLIDING