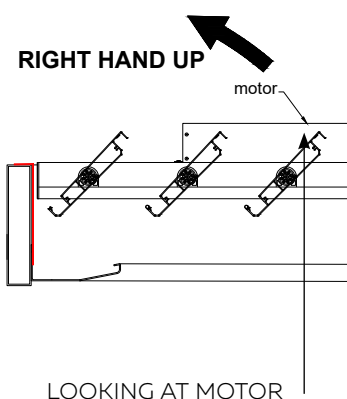
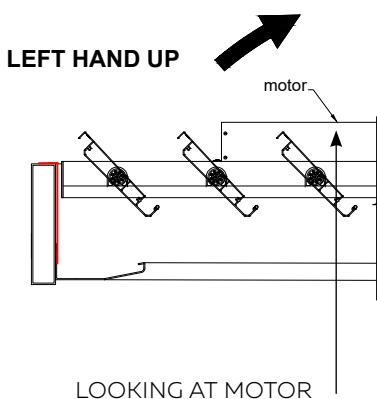




## DETAILS AT A GLANCE

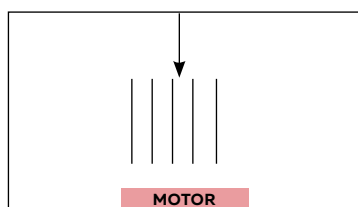
### Specifying direction of blade pivot

Determine which direction the Louvretec Spiral Pivot system opens the blades. Direction of left hand or right hand up is as viewed when looking at the motor.

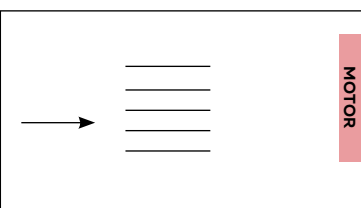


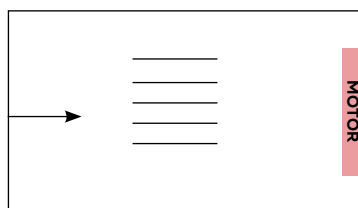
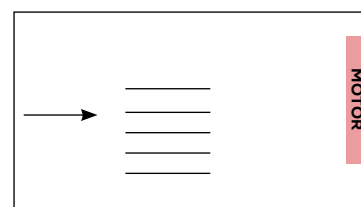

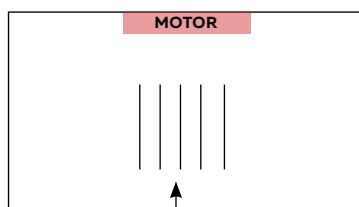


## DIFFERENT CONFIGURATIONS

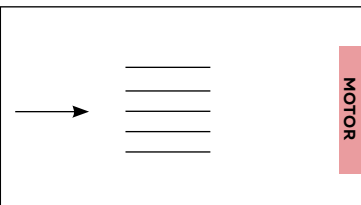
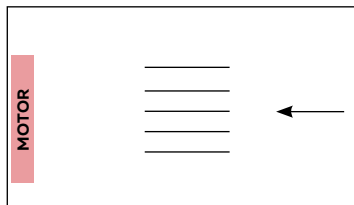
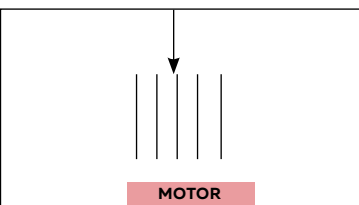
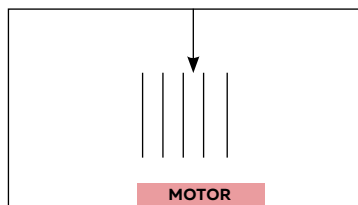
The same rule applies - determine which direction the Louvretec Spiral Pivot system opens the blades. Direction of left hand or right hand up is as viewed when looking at the motor.



SINGLE PANEL



DOUBLE OR MULTIPLE PANELS



### STANDARD OPTION

Motor Over is the Standard Option.

If Downunder is preferred specify as the Option.

### ADD ON

Rain sensor available on all motorised Opening roofs - our most requested option.